

**CSU**

The California State University

# Calstate.edu/apply

The new way to apply to CSU



# Please be Patient

Patience, please...



We are still in the process of designing our application with our partner. What we show you today may change between now and our June Go-live.

We will continue to update this presentation and provide updates as the application progresses

# Agenda

- Scope of the Project
- New Application Process Overview
  - First-time Freshmen
  - Transfer
- What Students Need to Apply
- Resources
- Questions and Answers

# Cal State Apply Project

- Replacing CSUMentor Application
- Updating and Organizing Web Content
  - Based on Audience
  - All in One Place
    - CSU Mentor Content
    - Calstate.edu Content

# New Application Process

- New Application Timeline
- Process Overview
- About the New Application
- Test Collection
- EOP Changes
- Veteran Changes
- Payment and Waiver





**CSU**

The California State University

**CSU** MENTOR



— CAL STATE —  
**APPLY**

# Important Application Dates

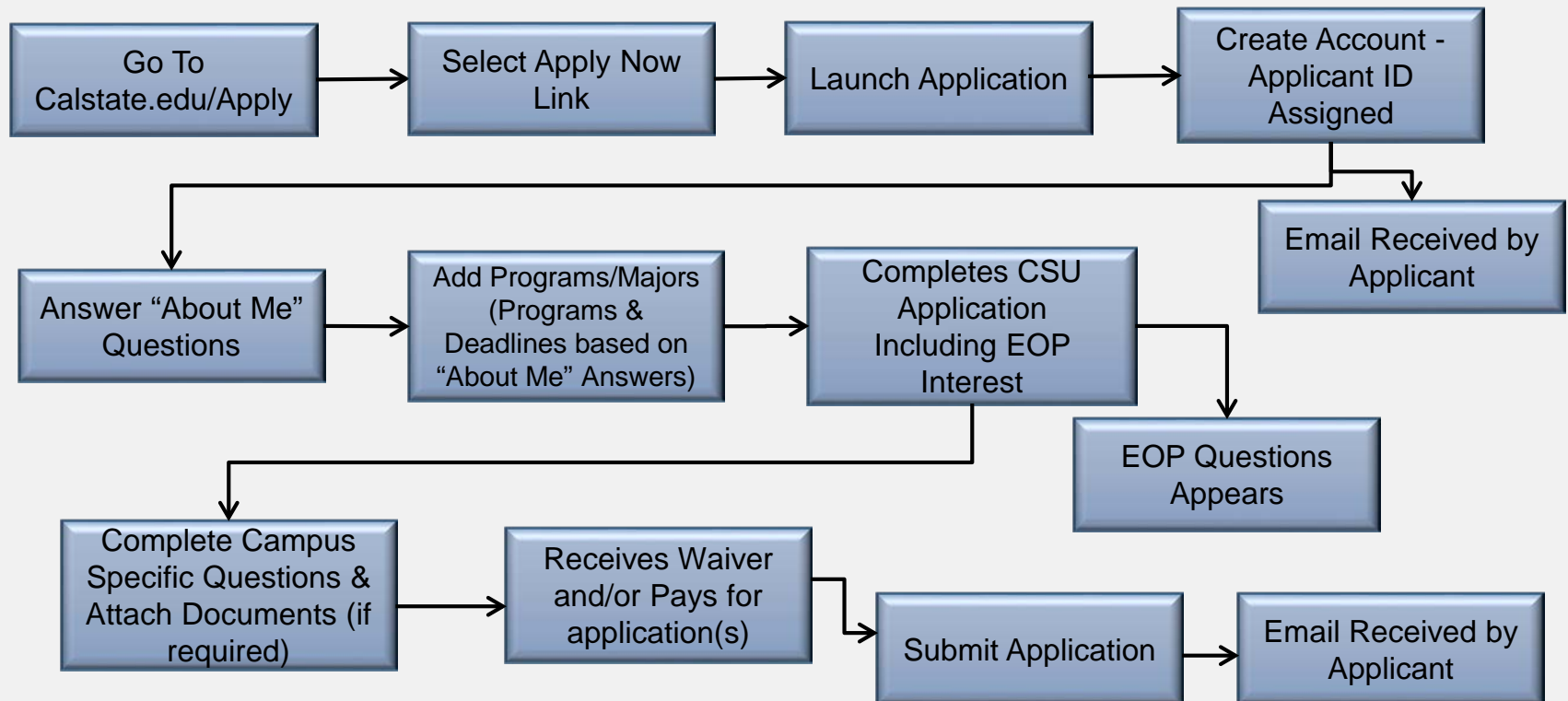
- May 31, 2017 - Last day to submit an application on CSUMentor
- June 1, 2017 - First day for Cal State Apply
  - Fall 2017 Applications
  - Winter 2018 Quarter
- August 1, 2017 – Spring 2018
- October 1, 2017 – Fall 2018

## No More.....

- Applying to Individual Campuses
- Separate EOP Application
- Asking applicants to calculate their Overall GPA
- Asking applicants for information that is in CMP or ASSIST
- Asking applicants to request ACT and SAT test scores for other CSU campuses
- Figuring out which application to complete



# New Application Flow



# Launch Application

## Welcome to The California State University

Thank you for your interest in The California State University. We hope you will find the online application process to be comprehensive and easy to navigate. You do not need to complete the online application all at once. You may access your application and change your answers as many times as you like by using your login credentials from any computer with Internet access. Your application can be completed online and submitted electronically once you have entered the required information.

Sign in with your username and password below. First time here? Select Create an Account to get started.



**Sign In**

**Create an Account**

[Forgot your username or password?](#)

## Create an Account

The information below will be provided to the admissions offices at the programs to which you apply. Please provide complete and accurate information. Within the application you will be able to specify additional addresses and alternate name details.

All information is required unless noted as optional.

### Your Name

Title	<small>Optional</small>	<input type="text"/>
First or Given Name		<input type="text"/>
Middle Name	<small>Optional</small>	<input type="text"/>
Last or Family Name		<input type="text"/>

### Username and Password

Your username must be at least 6 characters. Your password must be a minimum of 8 characters and contain at least one letter and one number or special character.

Username	<input type="text"/>
Password	<input type="password"/>
Confirm Password	<input type="password"/>
Security Question	<div>Please select a question.....</div>
Security Answer	<input type="text"/>

### Terms and Conditions



#### Terms of Use

These Terms of Use constitute an agreement ("Agreement") between you and Liaison International, Inc. (the "Company"), the owner of the website located at [www.liaison-intl.com](http://www.liaison-intl.com) (the "Site"). Your use of the Site and/or the services provided on the Site (the "Services") constitutes your agreement, without limitation as to binding effect, to be bound by and to comply with the following terms and conditions:

☐ I agree to these terms

Email Received  
after Account  
Creation

### Contact Information

Email Address	<input type="text"/>	<div>Work</div>
Confirm Email Address	<input type="text"/>	
Preferred Phone Number	<div> (201) 555-5555</div>	<div>Work</div>
Alternate Phone Number	<div><small>Optional</small>  (201) 555-5555</div>	<div>Work</div>

# About Me Questions

- FTF w/o College Course Work
- FTF w/ College Course Work
- Associate Degree for Transfer
- Lower Division Transfer
- Upper Division Transfer
- Credential
- 2<sup>nd</sup> Bachelors Degree
- Master's or Higher
- Certificate
- Returning Student
  - Campus Attended
  - ID (Optional)
- Veteran
- International
  - Attended a college in the United States

# ADT Applicants

## Complete Your Profile

The information provided below will be used to ensure you see all programs for which you qualify and ensure that your application includes all relevant information.

All information is required unless noted as optional.

### Education

What level of degree are you seeking

☒

Undergraduate

☐

Graduate, including Credential and Certificate Programs

Which of the following best describes you?

☐

Graduating High School Senior or equivalent

☒

Transferring from an ADT-eligible Associate's Degree Program

California Community  
College

Bakersfield College



ADT Program

Psychology

☐

Transferring from another Undergraduate program

☐

Seeking a second Bachelor's Degree

# Add Programs/Majors

[My Application](#)
[Add Program](#)
[Submit Application](#)
[Check Status](#)

Note: Please be advised that the reflected total may be reduced if you request a CSU Application Fee Waiver, and are approved. Prospective applicants with an approved CSU Application Fee Waiver may submit up to 4 applications per each application term

Campus
Organization

Location
City

Delivery Format
Program Type

Source
ApplicationType

Show
☒ Available Programs
☐ Past Programs
☐ Future Programs
Reset Filters

	DEGREE TYPE	MAJOR	DELIVERY FORMAT	LOCATION	SOURCE	DEADLINE	FEE
<b>Bakersfield</b>							
+	BA	Single Subject	Face to Face	Bakersfield	Campus	07/01/2017	
+	BA	Single Subject-Fall	Face to Face	Bakersfield	Campus	07/01/2017	
+	Credential	Single Subject-copy-1	Credential	Bakersfield	N/A	07/01/2017	
<b>Cal State Teach</b>							
+	Credential	Multiple Subject	Credential		N/A	07/01/2017	
<b>Channel Islands</b>							
+	Credential	Single Subject	Credential	Camarillo	N/A	07/01/2017	
<b>Chico</b>							
+	Credential	Single Subject	Credential	Chico	N/A	07/01/2017	
<b>Dominguez Hills</b>							
✓	Single Subject	This program has been added to your selections					
<b>East Bay</b>							
+	Credential	Single Subject	Credential	Hayward	N/A	07/01/2017	





The California State University

# Application Dashboard

The California State University

April Grommo  
CAS ID: 4413631555

Sign Out

My Application

Add Program

Submit Application 0

Check Status

## My Application

This dashboard is your application home providing access to each part of the application you need to complete and a high level overview of your progress.

Latest Notifications

View My Notifications

Getting Started?  
Speed up your application by entering your colleges attended first.

Enter My Colleges

Personal Information

0/7  
Sections Completed

Academic History

0/4  
Sections Completed

Supporting Information

0/5  
Sections Completed

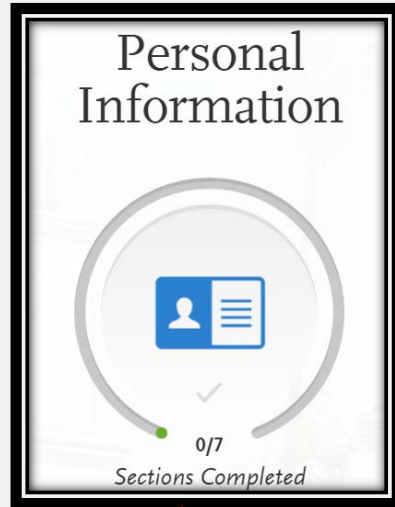
Program Materials

1/1  
Sections Completed

CSU Application

Campus Questions

# Complete Application



Quadrant

The top part of the application form. It features a circular progress indicator with a blue icon of a person and a document, a checkmark, and the text "0/7". To the right, the text "Personal Information" is displayed, followed by "0/7 Sections Completed". Below this is a blue navigation bar with four white tiles: "Release Statement", "Biographic Information", "Contact Information", and "Citizenship Information".

Tiles

## Current Address

Street Address 1

Street Address 2 Optional

City

Country / Territory

State/Province

Zip/Postal Code

Approximate Date through  
which current address is valid  
Optional

Select a Country

Select a State

MM/DD/YYYY

Question  
Block

U.S. Address  
Validation

# Gender and Gender Identity

Required by AB 620 (2011)

## Legal sex

What is your legal gender?

☐

Male

☐

Female

☐

Decline to State

Do you consider yourself to be?

Select



How do you describe yourself?

Select



How do you describe the way you express your gender identity in terms of behavior, appearance, speech, and movement?

Select



Lesbian  
Gay  
Bisexual  
Queer  
Heterosexual or straight  
Pansexual  
Asexual  
Not Sure  
Decline to state  
Another orientation

Woman  
Man  
Trans Woman  
Trans Man  
Genderqueer/Gender non-conforming  
Not Sure  
Decline to state  
Another identity

Gender conforming  
Gender non-conforming  
Both  
Not Sure  
Decline to state  
None of the above

# Test Results Changes

- AP/CLEP/IB – Applicants will be able to select the test and scores and enter the date taken
- ACT Scores
  - Regardless of the school code used scores will be shared with all CSUs that the applicant applied
- SAT Scores
  - Encourage students to use the CSU Institution Code – 3594
  - If sent to one CSU will be shared with all campuses the applicant applied

# Test Results

## Standardized Tests

Please provide information about the tests you have taken or plan to take. You may add or update this information at any time prior to submission. Once you have submitted, you will be able to add additional tests as well as update the ones marked "plan to take", but you will not be able to update or delete completed tests.

[I Am Not Adding Any Standardized Tests](#)

ACT Optional

Add Test Score

ACT



Have you taken the test?

☒ Yes ☐ No

When did you take this test?

02/20/2016

MM/DD/YYYY

English Scaled Score Optional

English Percentile Score

Optional

## High School Planner



- Partnering with CaliforniaColleges.edu to provide HS Planner and more..
- California Colleges.edu to Cal State Apply Integration
  - Will be able to push some bio/demo data and HS Coursework
- Provide support for Middle School to College Students and Parents
- Increased state funding has allowed CCs to increase staff and provide support statewide
- New Application launching June 15, 2017
- Current CSUMentor.edu HS Planner users will be notified about change



## Coursework Entry

- Add High schools
- Enter Coursework by grade level and term
  - Select from UC CMP\* courses for their CA High School
  - Enter grade they received for each course
- Will use CMP data to determine course honor type
  - AP and Honors
- Courses will be matched to a-g
  - Applicant can review and make adjustments
- A-g Semesters will be tabulated
- GPA will be calculated

\*University of California A – G Course Management Portal (Formerly Doorways)

## Coursework Entry

Help Us Help Your Students

### HS Transcript

ENG 1 FALL P

AP-Hum Geo

### CMP Transcript Abbreviation


ENG 1 FALL P

AP Human Geography

***Make sure your transcript abbreviations are correct in UC CMP***

## High School Entry

Can add up to 5 High Schools



3/6  
Sections Completed

### High Schools Attended

High School Coursework

A-G Subject Matching

GPA Entries ✓

Continuing Education Courses ✓

Standardized Tests ✓

## High Schools Attended

### Add a High School

Location

United States of America

California

City (Optional)

Name

Washington

Search for Your School

I was Home Schooled>

5 Results

George Washington High School	San Francisco, CA	✓ This is My School
George Washington High School	Pasadena, CA	✓ This is My School
George Washington Carver Preparatory School	Santa Monica, CA	✓ This is My School
George Washington Community High School	Cupertino, CA	✓ This is My School
George Washington Fine Arts High School	Sao Paulo, CA	✓ This is My School
None of these are my school		

Type Ahead Results

## Coursework Entry

- All College Coursework will be entered by term
- Will use ASSIST data for entry of CCC Courses
- Golden Four will be initially determined by ASSIST data
- Will open in January to allow applicants to
  - Update Fall Grades
  - Update Spring courses
  - Applicants will be notified

## College & Coursework Entry

### Add Your Colleges

Please add all undergraduate, graduate or professional institutions you attended or are currently attending.

You may update the information in this section at any time prior to submission.

What college did you attend?

Mira Co

ELMIRA COLLEGE

MIRA COSTA COLLEGE

### Add Your Colleges



Please add all undergraduate, graduate or professional institutions you attended or are currently attending.

You may update the information in this section at any time prior to submission.

What college did you attend?

PALOMAR COLLEGE

Did you obtain a degree from this college?

☐

Yes

☒

No

☐

My degree is in progress

What type of term system does this college use?

☐

Quarter

☒

Semester

☐

Trimester

### When did you attend this college?

Select the first and last semesters that your transcript covers, even if there were breaks between semesters.

First Semester

Fall



August



2012



Last Semester

Select ...



Select ...



Select Y...



Check if you are still attending this college



Save This College

# EOP Application

## No Longer a Separate Application

- If “Are you Interested in EOP?” is answered Yes, EOP tile will appear
- If all parents education is 2 year college graduate or less **and**
- Income information meets EOP eligibility **and**
- Meets residency requirements, **then**
- EOP Message:
  - “Based on the information you provided, you may be eligible for EOP and are encouraged to Apply”



# Veterans

## DD214 Upload

- Veterans will now be able to load their DD214 (Report of Transfer or Discharge)

# Program Materials

## CSU Campus Specific Questions

- Program/Major Overview
  - Link to campus program website
- Impaction Related Questions
  - Prerequisites based on Course Entry
- Document Upload
  - Unofficial transcripts

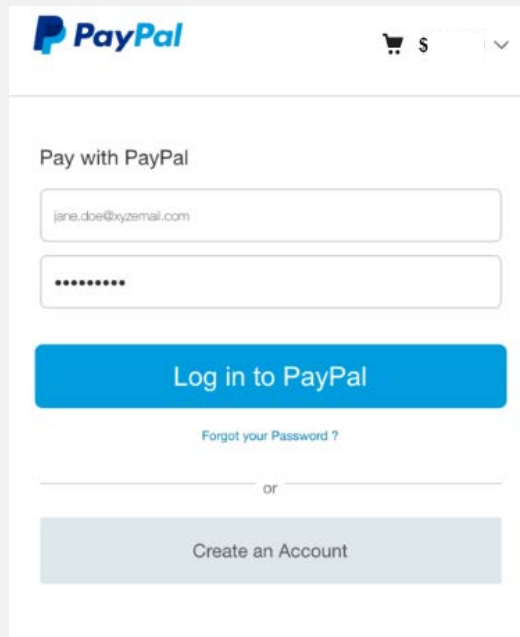


Will Automatically Turn Green If  
there are no Campus  
Supplemental Requirements

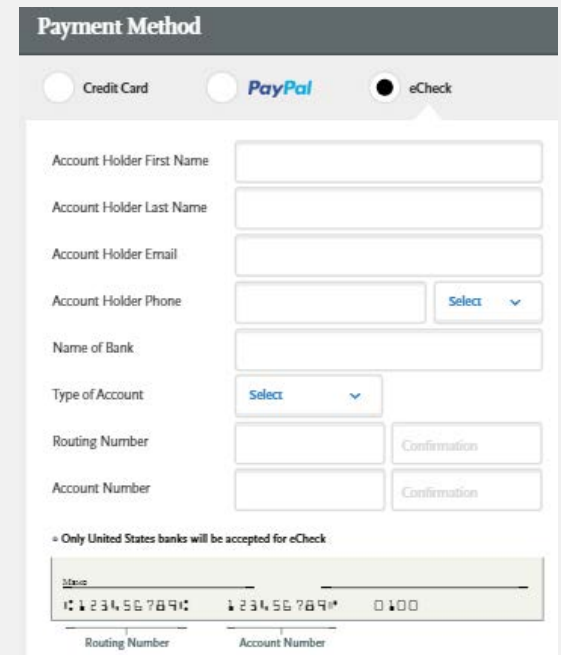
# Application Payment

Payment or Waiver required at time of Application Submission

- Expanded Payment Options
  - E-check
  - PayPal
  - Credit Card
- Waivers
  - Four Per Term



The image shows the PayPal login and account creation interface. At the top, there is the PayPal logo and a shopping cart icon. Below this, the text "Pay with PayPal" is displayed. There are two input fields: one for the email address (pre-filled with "jane.doe@xyzemail.com") and another for the password (masked with dots). A blue button labeled "Log in to PayPal" is positioned below the password field. Below the login button, there is a link that says "Forgot your Password?". At the bottom, there is a light blue button labeled "Create an Account".



The image shows the "Payment Method" form for eCheck. At the top, there are three radio buttons: "Credit Card", "PayPal", and "eCheck". The "eCheck" radio button is selected. Below the radio buttons, there are several input fields: "Account Holder First Name", "Account Holder Last Name", "Account Holder Email", "Account Holder Phone" (with a "Select" dropdown), "Name of Bank", "Type of Account" (with a "Select" dropdown), "Routing Number", and "Account Number". Each of the last three fields has a "Confirmation" field next to it. At the bottom, there is a note: "Only United States banks will be accepted for eCheck". Below this note, there are two input fields for the routing number and account number, each with a "Confirmation" field next to it.

# Application Submission Reminders

- E-mail Reminders and Text Messages (if applicant agrees) regarding completing application if not submitted
  - Three days after application started
  - Leading up to application deadline
- Want to encourage applicants to not wait until the last minute

# What Applicants Need to Apply

- Unofficial Transcripts
- Test Scores
- Annual Income (parent's if dependent)
- Social Security Number
- Citizenship Status (Including parents' if dependent)
- IDs –
  - Freshmen – California Statewide ID
  - Transfer – CCCID and Campus ID
- Method of Payment
- EOP
  - Parents' Employment Background
  - Recommender Information

# Upcoming Cal State Apply Materials

- Cal State Apply Introduction Post Card
  - Temporary
- Cal State Apply Planning Card
  - CSUMentor Card Replacement
- Counselor Toolkits
- Application Workshop Presentation

**Order at: [www.calstate.edu/sas/calstateapply](http://www.calstate.edu/sas/calstateapply)**





# Future Communications & Training

- CSU Counselor Connection Newsletter
  - To subscribe email:  
csucounselornewsletter@calstate.edu
- WACAC SLC Professional Development Conferences
- Webinars – Dates TBD
- CSU Counselor Conferences – September 2017

# eTranscript California

## The future of eTranscript California and Cal State Apply

- Batch eTranscript California requests for Cal State Apply applicants
  - At the time of application
  - One request for each applicant
  - Shared with all CSUs that an applicant applies
- Use eTranscript California to verify ADT degrees instead of eVerify
  - Would require colleges to report in progress degrees



**CalStateApply@Calstate.edu**